

# BUILDING 9

## AREA DATA

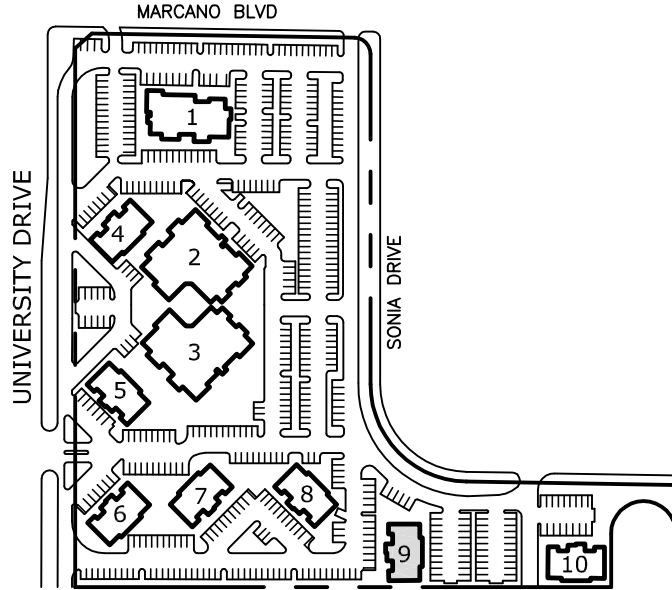
A - GROUND FLOOR	=	1001 S.F.
AA - STORE AREA	=	68 S.F.
B1 - GROUND FLOOR	=	1141 S.F.
BB - STORE AREA	=	93 S.F.
B2 - SECOND FLOOR	=	478 S.F.
C1 - GROUND FLOOR	=	1115 S.F.
CC - STORE AREA	=	75 S.F.
C2 - SECOND FLOOR	=	478 S.F.
D - GROUND FLOOR	=	1001 S.F.
DD - STORE AREA	=	55 S.F.

*UNIT "A" TOTAL	=	1069 S.F.
*UNIT "B" TOTAL	=	1712 S.F.
*UNIT "C" TOTAL	=	1668 S.F.
*UNIT "D" TOTAL	=	1056 S.F.

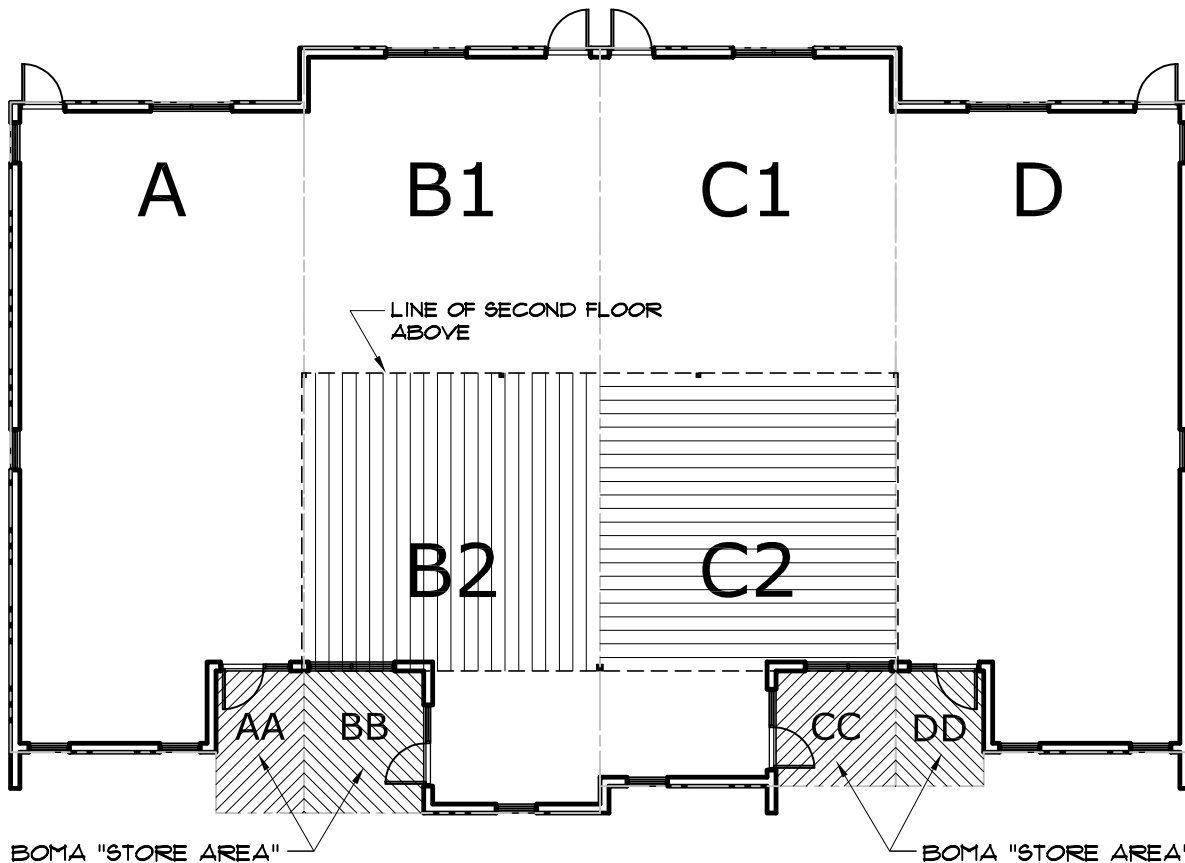
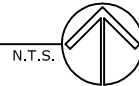
*GROUND FLOOR TOTAL	=	4549 S.F.
SECOND FLOOR TOTAL	=	956 S.F.

*BUILDING TOTAL	=	5505 S.F.
-----------------	---	-----------

\*INCLUDES B.O.M.A. "STORE AREA"  
FOR EXTERIOR DEDICATED SPACE  
TO UNIT SERVED.



KEY PLAN



GROUND FLOOR PLAN

